



Guide-Map.com Inc.





Profile

- Guide-Map.com is a system integrator that specializes in CAD and GIS solutions for facilities management, based on its extensive international engineering experience in electrical, transportation, telecom, gas and oil, water, manufacturing and plant industries.

Services Overview

- From initial site assessment to planning, design, through implementation, we offer seamless solutions that meet our client's requirements.
- Guide-Map provides geospatial services to successfully manage resources through the creation or migration of accurate spatial data sets, custom applications and enterprise databases.





CAD/GIS/FM Integration

- Guide-Map offers consulting services for a wide range of industries:
 - Electrical, gas, fuel, water and sewage utilities
 - Railways, roads/highways, transportation sector
 - Plants, manufacturing factories
 - Telecommunications, optical fiber systems, cable TV
 - Internet geographical mapping systems
- CAD/GIS provider for U.S. Navy Facilities in Japan since 1995.






CAD Integration


- Guide-Map provides full services for AutoCAD users, including:
 - Developing customized applications
 - Integrating databases with facilities drawings
 - Creating 3D modeling and presentations
 - Creating 2D & 3D facility management systems
 - Training AutoCAD, Autodesk Software
 - Training ESRI's ArcView





Partners

- Autodesk Developer Network
- Autodesk Authorized Training Center
 - 2008 Japan ATC Annual Award
- GITA Japan Executive Member
- OSGEO Japan Member




Clients



Our clients include:

- U.S. Navy Yokosuka
 - Engineering
 - Electrical
 - Telecom
 - Planning
 - U.S. Navy Sasebo
 - Engineering
 - Electrical
 - Telecom
 - Water/Waste Water
 - Gas, Heating
 - Tokyo Gas Engineering
 - East Japan Railway/JR East
 - Kansai Electric Power
 - Tokyo Metro (Subway)
 - Toshiba Plant Systems & Services
 - Arabian Oil Company
 - Morinaga Engineering
 - Hitachi Central Research Lab.
 - Tokyo Electric Power Environmental Engineering
- 



Guide-Map.com Inc.

- Contact:

Guide-Map.com Inc.
1-2-20 Nakamachidai
Frontier Bldg. 3F
Tsuzuki-ku, Yokohama
Japan 224-0041

<http://guide-map.com>

Micro Coach Div:

<http://mcoach.com>

Tel: 81-45-945-1224

Fax: 81-45-945-1265

